




Grace Bay
 Harbour Series Collection

The Grace Bay is another great open floor plan with loads of space. A large kitchen with lots of counter room and an entertaining island opens up to a dining area and a vaulted great room with dormer. Expansive doors lead out to a large screened loggia with adjacent patio to enjoy the coastal weather. A private master suite features a tray ceiling, an extra-large walk-in closet, his and hers vanities, and a large spa-like walk-in shower. A flex space on the first floor can be your craft room, wine room, storage space, pocket office, walk-in pantry, guest bathroom, or messy kitchen. Two guest bedrooms and a second floor optional bonus room with bath and/or bedroom allows for plenty of space and storage.



Standard Elevation A1



Optional Elevation B2



Optional Elevation C3



Optional Elevation D4



Optional Elevation E5

KENT *homes*

A SMARTER WAY TO A LUXURY HOME

1721 Allens Lane, Suite 202, Wilmington, NC 28403 toll free (877) 256 5313 p (910) 256 5313 www.kenthomes.net

©2020 Kent Homes





Grace Bay

Harbour Series Collection

KENT *homes*
A SMARTER WAY TO A LUXURY HOME

square footage

total heated: 2,138 sq. ft.
total heated with bonus room & bath: 2,545 sq. ft.
total heated with bonus, bath, 4th br: 2,845 sq. ft.
garage: 559 sq. ft.
covered outdoor living: 370 sq. ft.

overall dimensions

57' width x 73' depth



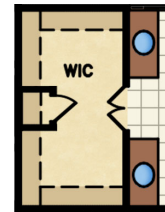
OPT. POCKET OFFICE & POWDER ROOM



OPT. EXECUTIVE PANTRY & POCKET OFFICE



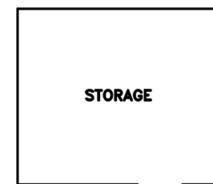
OPT. MESSY KITCHEN



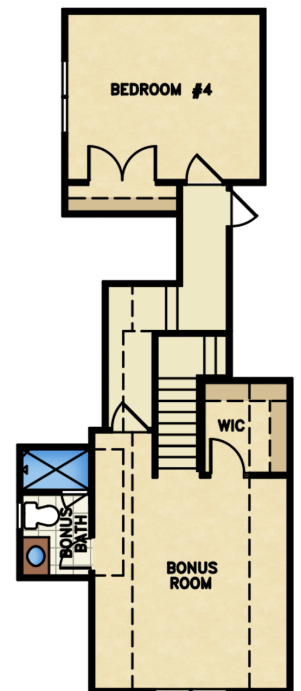
MASTER LINEN CLOSET I/O MIRROR



OPT. BATH #3



OPT. BONUS ROOM 407 sq. ft.



OPT. BONUS ROOM & 4TH BEDROOM 707 sq. ft.



All renderings are the artist's impression of the home. The drawings and square-footage notations are approximate and are only to be used for reference. They should not be relied upon as representations, expressed or implied, of the final detail of the residence.